



# Jet Reports: THE Reporting Solution for Dynamics NAV and Business Central

May 2023

# Agenda

1

Introductions

2

Jet Reports Overview

3

Demo

4

Jet Analytics Overview

5

Demo

6

Q&A

# Meet your Presenters



**Will Lines**  
Senior Channel Manager  
UK



**Rekha Shinh**  
Technical  
Account Manager

# insightsoftware

## Facts & Figures

We enable the Office of the CFO to connect to and make sense of their enterprise data in real time so they can proactively drive greater financial intelligence across their organization, which is how best-in-class finance teams operate.



Revenue

\$500M+



Users

500,000+



Customers

30,000+



Partners

1,300+



Employees

2,000+



Countries  
Served

150+



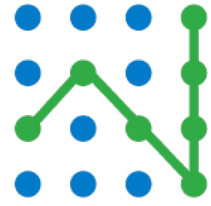
Worldwide  
Locations

40+

# Jet Product Overview

## Jet Reports





# Jet Reports

**reporting**  
from insightsoftware

Fast, Flexible Financial and Business Reporting  
for Microsoft Dynamics Inside of Excel



# What is Jet Reports?

Jet Reports is an **easy-to-use Excel-based financial reporting** solution for Dynamics GP, NAV, or 365 BC. **Easy-to-configure, pre-built templates** get users up and running fast without having to understand complex Dynamics data structures.

Access, share, and organize reports on the web to have the accurate answers you need from anywhere.



# Jet Reports Overview

**Jet Function Wizard**

Function Wizard | Help

*Jfx* | = | ↓ | ★ | Ω | 📊 | 🏷️ | 📋  
NL | Evaluate | Drilldown | Favorites | Allow Special | Insert Report | Insert Named | Nested Jet  
Function | Function Tools | Characters | Option | Range | Function

NL ▶ FilterField2

What: "Sum" Value: "Sum"

Table: "Cust. Ledger Entry" Value: "Cust. Ledger Entry"

Numeric Field: "Amount (LCY)" Value: "Amount (LCY)"

Filters:

"Posting Date" "01/01/2019..31/12/2019" "Posting Date" = "01/01/2019..31/12/2019"

FilterField2 Filter2

Selected Cell: B3

OK Cancel


	A	B	C	D	E	F	G	H	I
1									
2		Total Sales							
3		=@NL("Sum","Cust. Ledger Entry","Amount (LCY)","Posting Date","01/01/2019..31/12/2019")							



	A	B
1		
2		Total Sales
3		£10,239,597.51



# Users of Jet Reports



## Designers

Can create, edit and delete Jet Report queries

Has all permissions in Jet Reports



## Viewers

Can run or refresh queries in a Jet Reports report

May be able to change report filters



## Excel Users

Does not have Jet Reports installed

Can open an Excel file created with Jet Reports




# Demo Jet Reports

# Jet Product Overview

## Jet Analytics





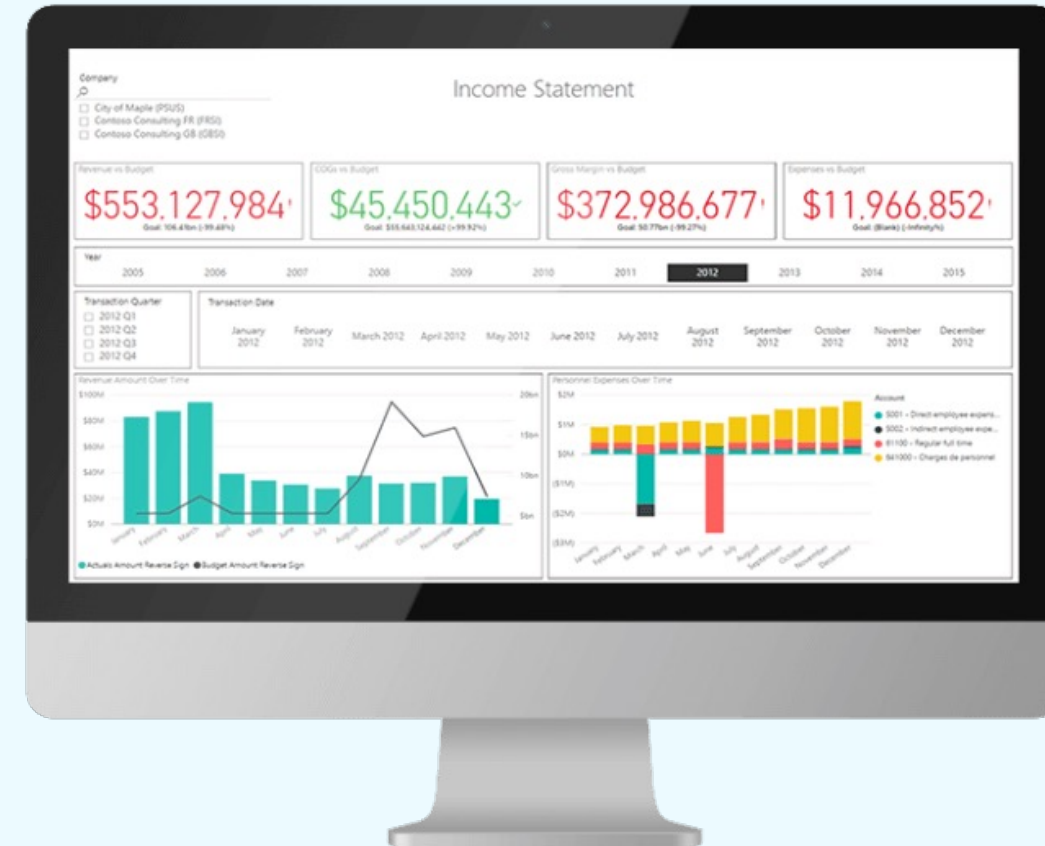
# Jet Analytics

**analytics**  
from insightsoftware

Reliable Reporting and Analytics for All Your  
Microsoft Dynamics ERP Data

## What is Jet Analytics?

- Jet Analytics is a data management and automation platform that allows configurations to be performed **five times faster than hand-coded solutions** and can be managed in-house.
- Jet adapts quickly to changing business needs, giving you **consistent, timely, accurate data for trusted decisions**, making it easy to deploy your front-end visual dashboarding or reporting tool of choice.

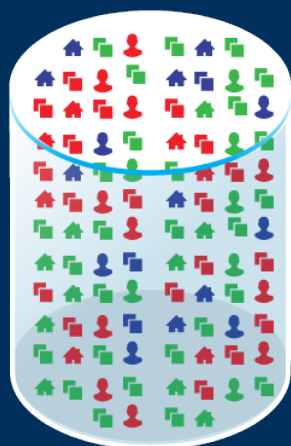


# Data Transformation

Raw Data



Optimized Data




## DATABASE (S)

- 1,300+ tables
- 22,500+ fields
- Complex data model



## DATA WAREHOUSE


- Relevant data only
- Organized by subject
- Multiple sources



## BI CUBES

- Dimensionality
- Calculation
- Speed

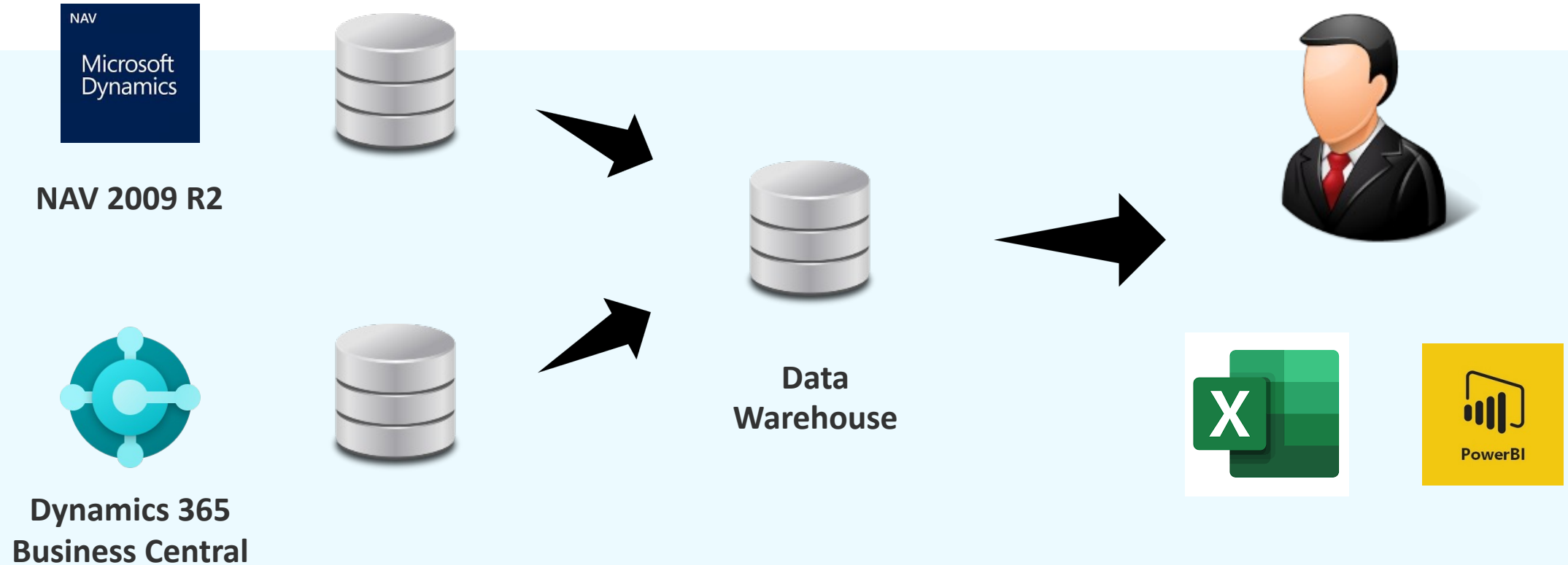
Reporting



Business Intelligence



# Facilitate Your ERP Upgrade





# Demo Jet Analytics



# Q&A

