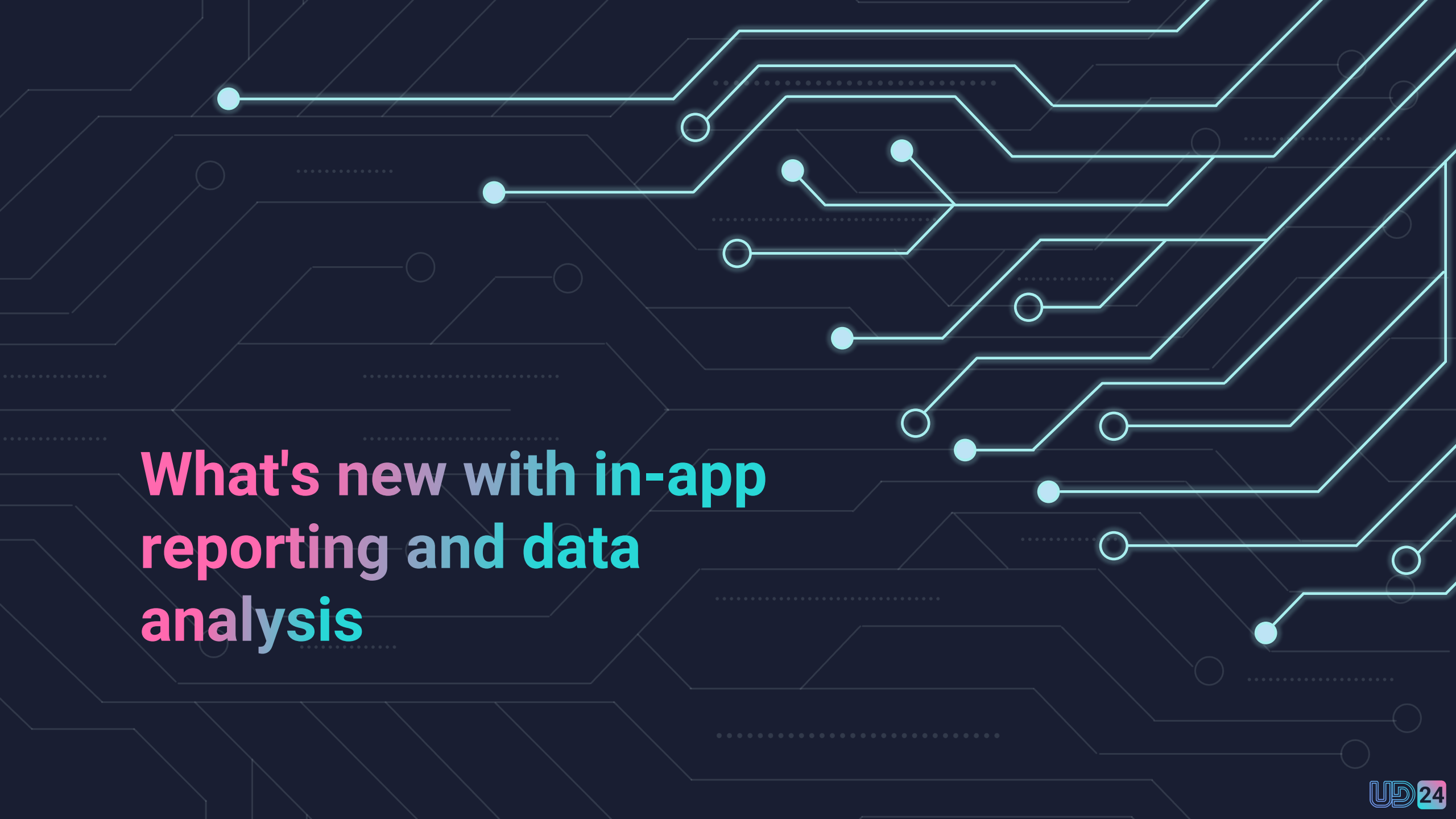


WD

24



What's new with in-app reporting and data analysis

**The world is
changing**

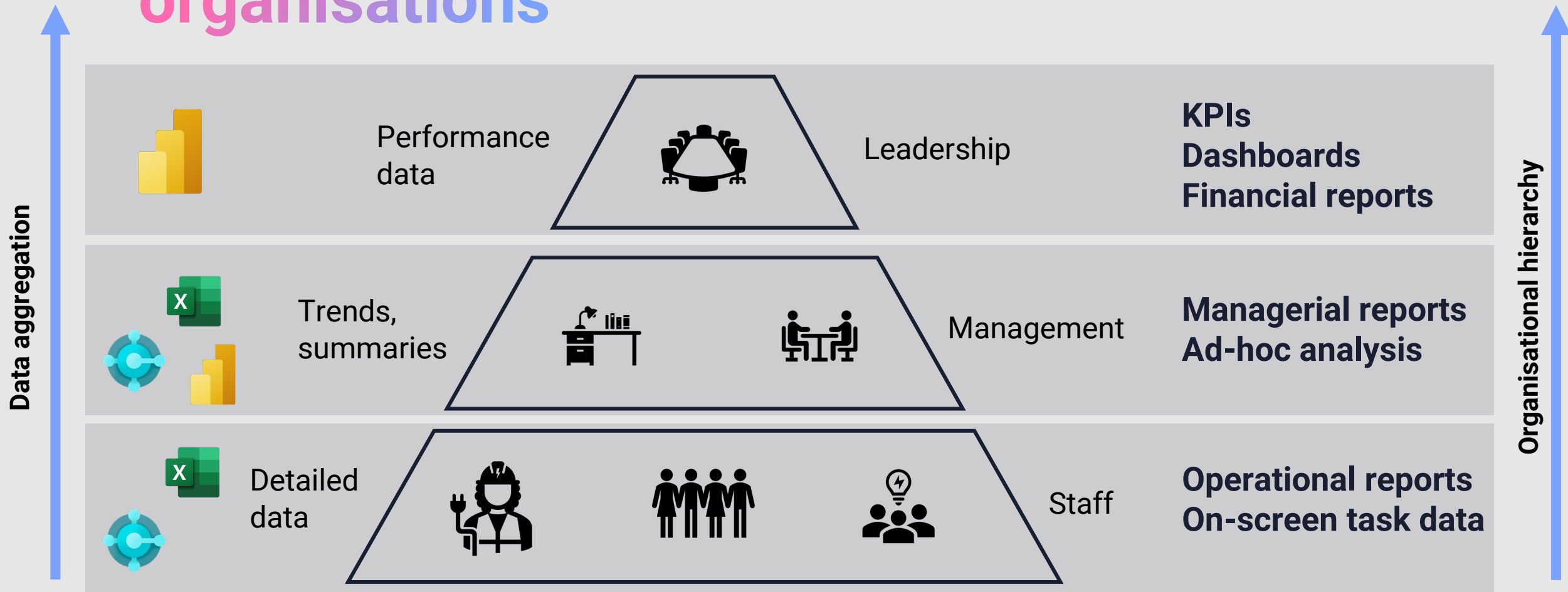
Reporting in BC means three things

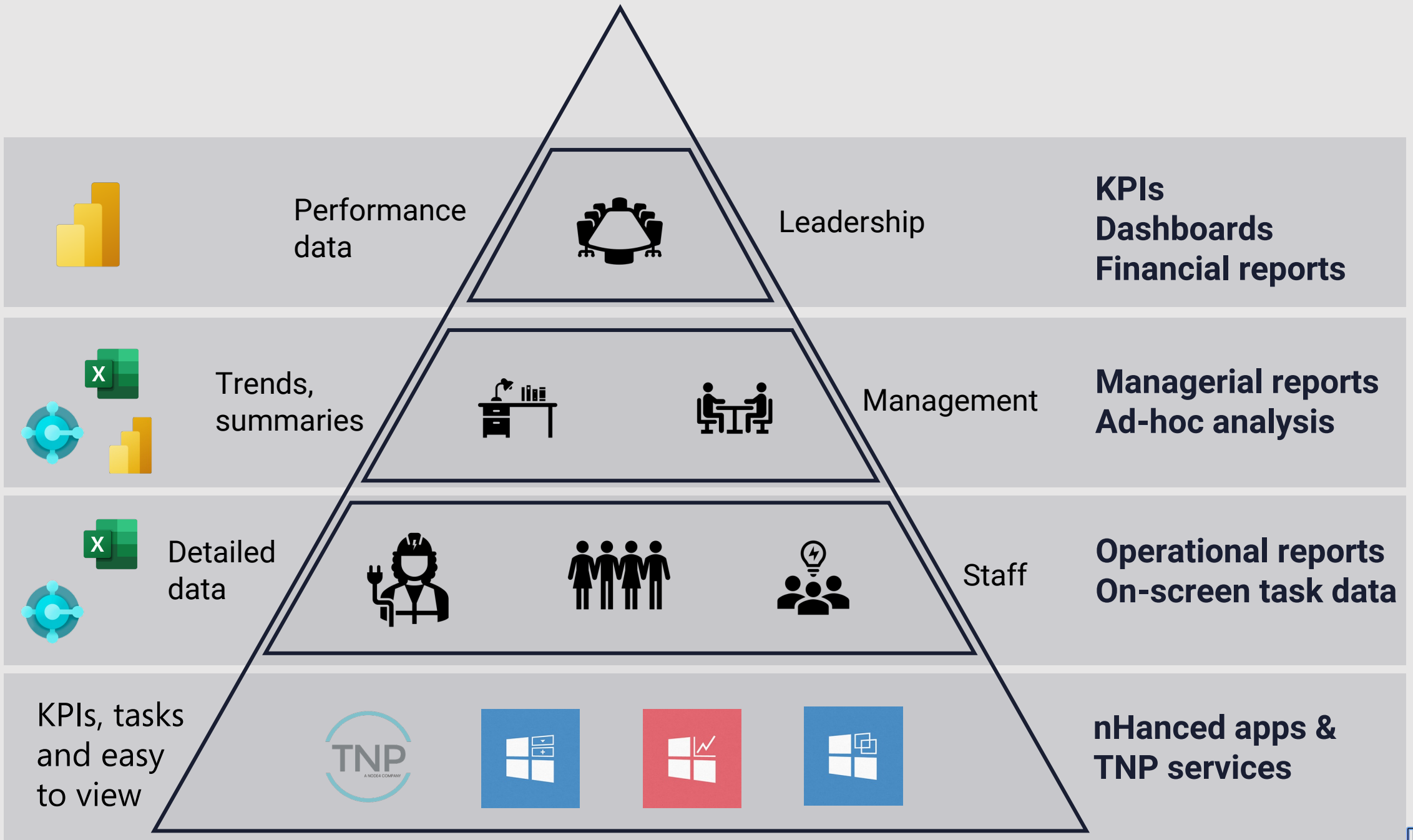
- Analytical Reports
- Processing only (AL process)
- Printable Documents (eg Invoices)

Reporting in BC means three things

- **Analytical Reports**
- Processing only (AL process)
- Printable Documents (eg Invoices)

Typical analytics needs in organisations







KPIs, tasks and easy to view

nHanced apps & TNP services



#01


Our stuff first 😊

nHanced Reporting tools



KPIs, tasks and easy to view



nHanced apps & TNP services



KPIs, tasks and easy to view

nHanced apps & TNP services

#2

Operational reports on-screen task data

Microsoft's vision

All analytics & reporting is designed for online consumption (not print)

- **Consume data:** Core business scenarios have **out-of-the-box** reporting/analytics
- **Enable:** Most user analytics needs covered with **nocode/lowcode** solutions
- **Enable:** Customers have easy **access to data** – for advanced BI and analytics

The old way
run a report
get a pdf

Aged Accounts Receivable

CRONUS Danmark A/S

2/9/2023 11:51 AM

Page 1 / 3

ADMIN

Aged as of January 31, 2022

Aged by Due Date

All Amounts in LCY

| Posting Date | Document Type | Document No. | Due Date | Original Amount | Balance | Aged Overdue Amounts | | | | |
|---|---------------|--------------|----------|-------------------|------------------|-------------------------------|------------------------|------------------------|------------------------|--------------------|
| | | | | | | Not Due | 01/01/22 ..01/31/22 | 12/01/21 ..12/31/21 | 11/01/21 ..11/30/21 | Before 11/01/21 |
| 10000 - Kontorcentralen A/S | | | | Phone No.: | | Contact: Robert Townes | | | | |
| 01/20/22 | Invoice | 103199 | 02/20/22 | 11,868.75 | 11,868.75 | 11,868.75 | 0.00 | 0.00 | 0.00 | 0.00 |
| 01/21/22 | Invoice | 103200 | 02/21/22 | 9,742.50 | 9,742.50 | 9,742.50 | 0.00 | 0.00 | 0.00 | 0.00 |
| 01/22/22 | Invoice | 103201 | 02/22/22 | 17,861.25 | 17,861.25 | 17,861.25 | 0.00 | 0.00 | 0.00 | 0.00 |
| 01/27/22 | Invoice | 103202 | 02/27/22 | 1,747.50 | 1,747.50 | 1,747.50 | 0.00 | 0.00 | 0.00 | 0.00 |
| Total for Kontorcentralen A/S | | | | | 41,220.00 | 41,220.00 | 0.00 | 0.00 | 0.00 | 0.00 |
| 20000 - Ravel Møbler | | | | Phone No.: | | Contact: Helen Ray | | | | |
| 01/29/22 | Invoice | 103169 | 02/12/22 | 5,355.00 | 5,355.00 | 5,355.00 | 0.00 | 0.00 | 0.00 | 0.00 |
| 01/23/22 | Invoice | 103205 | 02/06/22 | 4,747.50 | 4,747.50 | 4,747.50 | 0.00 | 0.00 | 0.00 | 0.00 |
| 01/28/22 | Invoice | 103206 | 02/11/22 | 32,475.00 | 32,475.00 | 32,475.00 | 0.00 | 0.00 | 0.00 | 0.00 |
| 01/28/22 | Invoice | 103207 | 02/11/22 | 6,495.00 | 6,495.00 | 6,495.00 | 0.00 | 0.00 | 0.00 | 0.00 |
| Total for Ravel Møbler | | | | | 49,072.50 | 49,072.50 | 0.00 | 0.00 | 0.00 | 0.00 |
| 30000 - Lauritzen Kontormøbler A/S | | | | Phone No.: | | Contact: Meagan Bond | | | | |
| 01/30/22 | Invoice | 103170 | 01/31/22 | 74,240.00 | 74,240.00 | 0.00 | 74,240.00 | 0.00 | 0.00 | 0.00 |
| 01/19/22 | Invoice | 103211 | 01/31/22 | 6,495.00 | 6,495.00 | 0.00 | 6,495.00 | 0.00 | 0.00 | 0.00 |

The new way Self-service data analysis in BC

Customer Ledger Entries

Search Analyze Aged Accounts Receivables by customer Q1 Aged Accounts Receivables Refresh data

| Customer Name / Due Date Year / Due Date Quarter / Due Date Month ↓↑ | Sum(Remaining Amount) |
|--|-----------------------|
| > Customer 2 (4) | 8.00 |
| > Relecloud (9) | 8,836.80 |
| > Alpine Ski House (7) | 4,316.92 |
| ▼ School of Fine Art (22) | |
| ▼ 2023 (22) | |
| ▼ Q2 (1) | |
| April (1) | 2,039.85 |
| Sub Total Q2 | 2,039.85 |
| ▼ Q1 (21) | |
| March (5) | 19,944.69 |
| February (7) | 20,409.93 |
| January (9) | 11,439.05 |
| Sub Total Q1 | 51,793.67 |
| Sub Total 2023 | 53,833.52 |
| Sub Total School of Fine Art | 53,833.52 |
| > Trey Research (23) | 3,036.60 |

Row: 65 of 419 Total Rows: 419 Filtered: 65

#3

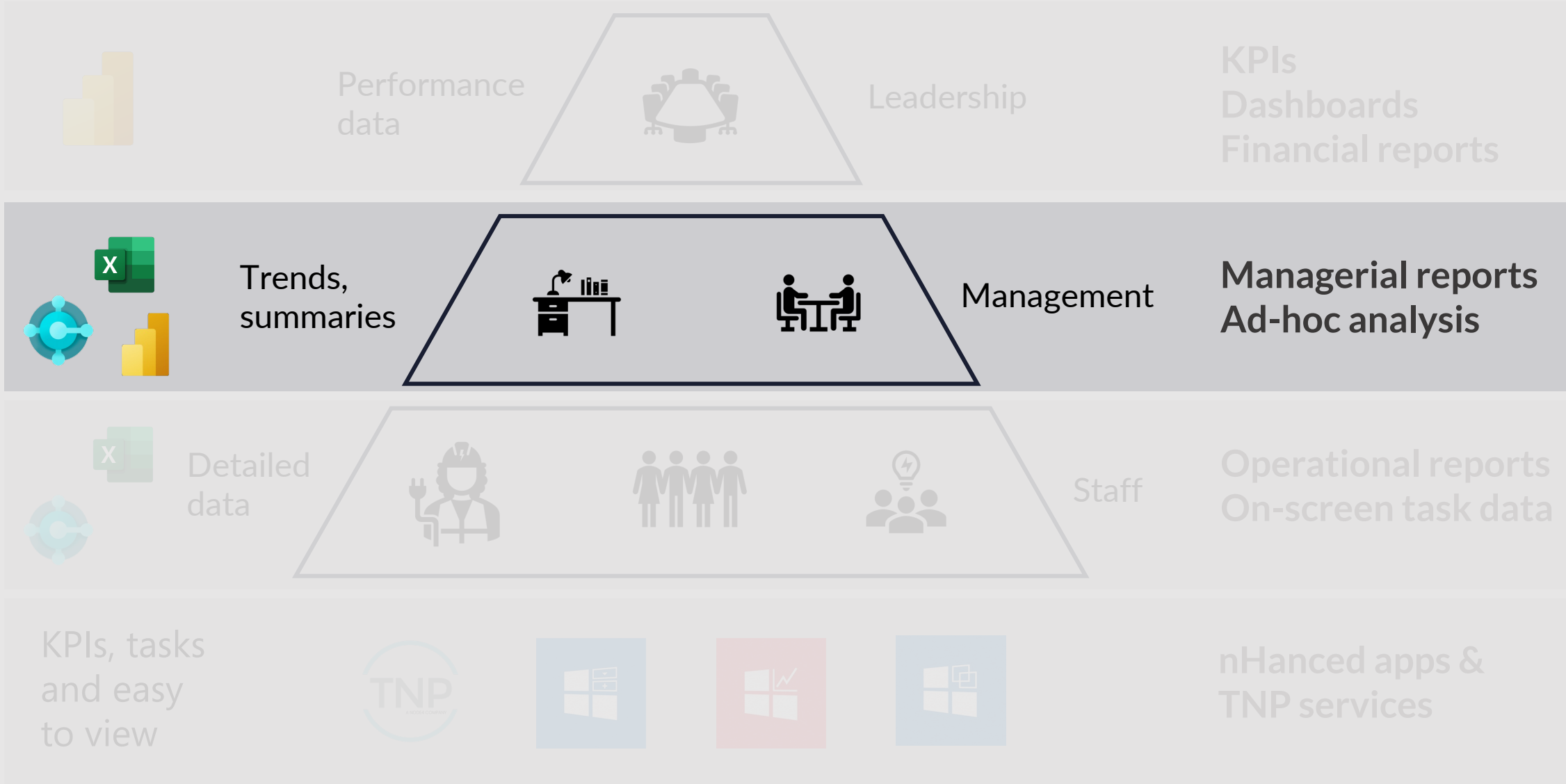
Analysis mode demo

This is very nice 😊



KPIs, tasks and easy to view

nHanced apps & TNP services



**There are already
loads of reports**



Insight from last week

The biggest sales order was for £15,000

Actions

- + Sales Quote
- + Sales Order
- + Sales Invoice
- + Purchase Quote
- + Purchase Order
- + Purchase Invoice
- > Panels Selection
- > Find entries...
- > New
- > Payments
- > Reports
- > Graphical Scheduler
- Excel Reports



Insights


Department

General

Purchases




Sales



Finances




Activities



CRM



Warehouse



Manufacture



Jobs & Service

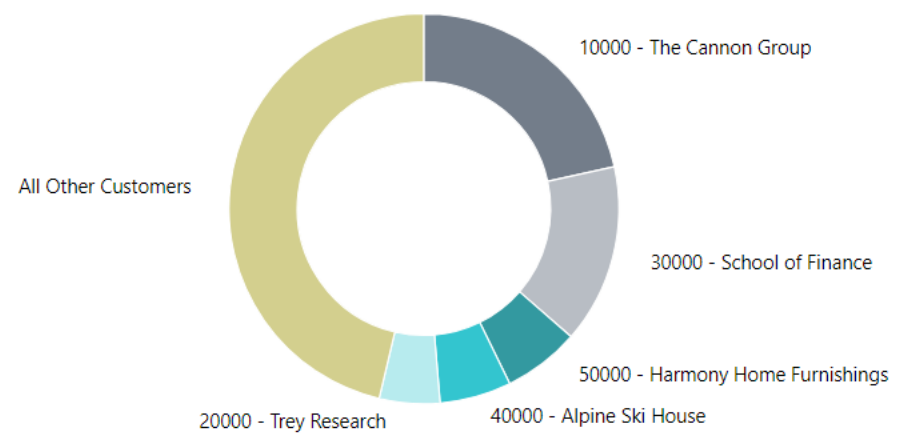


Items

- Customers
- Vendors
- Contacts
- Locations
- Receive Email
- Run Audit Report
- F-Items

Business Performance

Top Five Customers by Sales Value



Power BI

Balance by Department

GlobalDimension1Code ● ADM ● PROD ● SALES

Trial Balance

| Description | CURRENT PERIOD - 1: 01/... | CURRENT PERIOD: 01/12/... |
|-------------|----------------------------|---------------------------|
| | | |

Tell me what you want to do

Don't know what to search for? Try [exploring pages](#) or [exploring reports](#)

Insight from today

Overdue invoices up by 1. You can collect £3,242

- + Sales Quote
- + Sales Order
- + Sales Invoice
- + Purchase Quote
- + Purchase Order
- + Purchase Invoice
- > Panels Selection
- > Find entries...
- > New
- > Payments
- > Reports
- > Graphical Scheduler

Excel Reports

○○○○○○●○

Insights

Department ▾

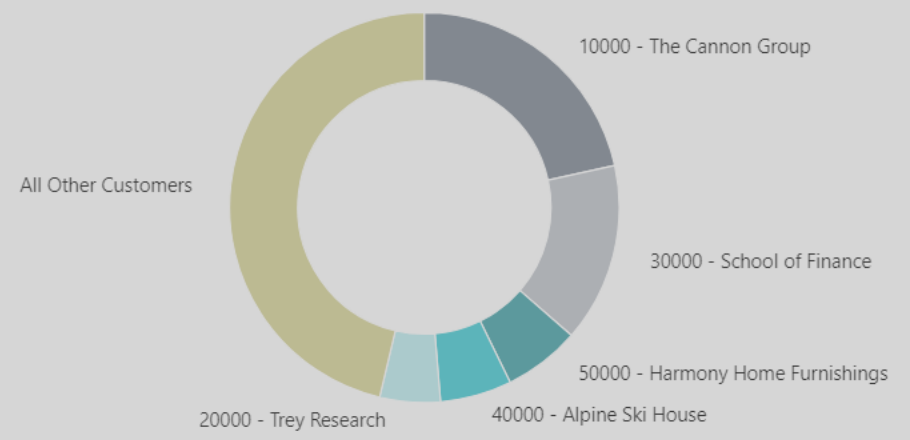
General

| | | | |
|----------------------------|----------------------------|------------------------------|-------------------------------------|
| Purchases [Icon] | Sales [Icon] | Finances [Icon] | Activities [Icon] |
| CRM [Icon] | Warehouse [Icon] | Manufacture [Icon] | Jobs & Service [Icon] |

- Items
- Customers
- Vendors
- Contacts
- Locations
- Receive Email
- Run Audit Report
- F-Items

Business Performance ▾

Top Five Customers by Sales Value



Power BI ▾

Balance by Department

GlobalDimension1Code ● ADM ● PROD ● SALES

Trial Balance ▾

| Description | CURRENT PERIOD - 1: 01/1/... | CURRENT PERIOD: 01/12/... |
|-------------|------------------------------|---------------------------|
| | | |



Graphical Scheduler ▾

Apportunix ▾

NETRONIC VAPS ▾

Company Hub ▾

Quality Assurance Tester ▾

MxAPS Advanc... Scheduling ▾

System Administration ▾

Service Manager ▾

Finance ▾

Human Resources ▾

Manufacturing ▾

Project ▾

Purchasing ▾

Purchasing Agent ▾

Resource ▾

Sales And Marketing ▾

Service ▾

Warehouse ▾

CRONUS UK Ltd.

All

Reports & Analysis

Administration

Find

...



Graphical Scheduler

Quality Assurance Tester

Finance

Purchasing

Service

App

MxA

Human Resources

Purchasing Agent

Warehouse

- Find as you type
- Expand
- Expand all
- Collapse
- Collapse all

NETRONIC VAPS

System Administration

Manufacturing

Resource

Company Hub

Service Manager

Project

Sales And Marketing



Graphical Scheduler

> Explore (empty)

Apportunix

> Explore (empty)

NETRONIC VAPS

> Explore (empty)

Company Hub

> Explore (empty)

Quality Assurance Tester

> Explore (empty)

MxAPS Advanc...y Scheduling

> Explore (empty)

System Administration

> Explore (empty)

Service Manager

> Explore (empty)

Finance

> Explore

General Ledger (4)

- VAT (3)
 - VAT Returns
 - EC Sales List Reports
- Reports (9)
 - VAT Exceptions
 - VAT Register
 - Batch VAT Registration No. Check
 - VAT Statement
 - VAT- VIES Declaration Tax Auth
 - VAT- VIES Declaration Disk...
 - Day Book VAT Entry
 - Day Book Cust. Ledger Entry
 - Day Book Vendor Ledger Entry
- Intercompany (1)
 - IC Transaction
- Consolidation (1)
 - G/L Consolidation Eliminations
- Reports (4)
 - Entries (5)
 - G/L Register
 - Detail Trial Balance
 - Dimensions - Detail
 - Dimensions - Total
 - Dimension Check Value Posting

Human Resources

> Explore

Employees (1)

- Reports (13)
 - Employee Absences by Causes
 - Employee Addresses
 - Employee Alt. Addresses
 - Employee Birthdays
 - Employee Confidential Info.
 - Employee Contracts
 - Employee Labels
 - Employee List
 - Employee Misc. Article Info.
 - Employee Qualifications
 - Employee Relatives
 - Staff Absences
 - Employee Unions



Purchasing Agent

> Explore

Home (2)

- Purchase Analysis Reports
- Inventory Analysis Reports

Manufacturing

> Explore

Product Design (1)

- Reports (4)
 - Quantity Explosion of BOM
 - Where-Used (Top Level)
 - Routing Sheet
 - Item BOM Compare List

Capacities (1)

- Reports (3)
 - Machine Centre List
 - Work Centre List
 - Capacity Task List

Planning (1)

- Reports (3)
 - Planning Availability
 - Production Forecast
 - Item Substitutions

Operations (1)

- Reports (7)
 - Subcontractor Dispatch List
 - Capacity Task List
 - Machine Centre Load/Bar
 - Work Centre Load/Bar
 - Machine Centre Load
 - Work Centre Load
 - Prod Order (8)

Project

> Explore

Jobs (1)

- Reports (10)
 - Job Analysis
 - Job - Planning Lines
 - Job - Transaction Detail
 - Job Register
 - Job Actual To Budget
 - Job WIP To G/L
 - Job Suggested Billing
 - Jobs per Customer
 - Items per Job
 - Jobs per Item



Sales And Marketing

> Explore

Sales (2)

- Budgets & Analysis (5)
 - Sales Budgets
 - Sales Analysis Reports
 - Sales Analysis by Dimensions
 - Item Dimensions - Detail
 - Item Dimensions - Total

OOB content: deliver 35+ excel reports



V23.x-25

Income Statement
Balance Sheet
Cash Flow Statement
Statement of Retained Earnings
Chart of Accounts
Trial Balance
Trial Balance/Budget
Trial Balance by Period
Trial Balance/Previous Year
Detail Trial Balance
Closing Trial Balance
Consolidated Trial Balance
Consolidated Trial Balance (4)
Aged Accounts Receivables
Aged Accounts Payables
Customer - Balance to Date
Customer - Top 10 List
Customer - Sales List
Customer/Item Sales
Item Sales by Customer
Sales Statistics
Item Sales Statistics
Salesperson - Sales Statistics
Vendor - Balance to Date
Vendor - Top 10 List
Vendor - Order Detail
Inventory Valuation
Fixed Asset - Book Value 01
Inventory - Sales Statistics
Fixed Asset - Details
Fixed Asset - Analysis
Fixed Asset - Projected Value
Analysis Report

} AND
/OR..

Job Actual to Budget
(cost/price)
Job Analysis
Job – Planning Lines
Job per Item/Item per Job
Customer Jobs (cost/price)
Job Transactional Detail
Job cost Budget
Completed Jobs

Service Contract Customer
Service Contract Profit
Service Contract Salesperson
Service Item Resource Usage

Manufacturing reports

24.x content: 17 of 35 Excel Reports



V24.x

Layout Name

| |
|--------------------------------|
| Customer Item Sales |
| Customer - Top 10 Trends |
| Customer Balance to Date |
| Customer - Sales List |
| Purchases Statistics |
| Sales Statistics |
| Salesperson - Sales Statistics |
| Trial Balance by Period |
| Trial Balance |
| Trial Balance/Budget |
| Trial Balance/Previous Year |
| Detail Trial Balance |
| Aged Accounts Receivable |
| Aged Accounts Payable |
| Item Sales by Customer |
| Inventory Sales Statistics |
| Vendor - Top 10 Trends |
| Vendor - Balance to Date |

New Reports w/new dataset
Will be added to selected rolecenters
and be available in Report Layout list

+

Addition to demo tool

- Financial Data (G/L Entries)
- Customer/Vendor transactions

23.x content: 17 of 35 Excel Reports



V23.x

Trial Balance/Previous Year (Excel) [Close] [Refresh] [Print]

Printer (Handled by the browser) [v]

Report Layout/ReportLayouts/Excel/GeneralLedger/Tria... [...]

Filter: G/L Account

× No. [v]

× Account Type [v]

+ Filter...

Filter totals by:

× Date Filter 01/01/23..06/30/23


× Department Filter [v]

× Customergroup Filter [v]

+ Filter...

Advanced >

[Send to...] [Download] [Cancel]



23.X content: 17 of 35 excel reports



AutoSave Off Trial Balance_Previous Year (Excel) General Search Brian Nielsen (DYN NAV) Comments Share Catch up

File Home Insert Draw Page Layout Formulas Data Review View Automate Help

Clipboard Font Alignment Number Styles Cells Editing Sensitivity Add-ins Analyze Data

Segoe UI 10 A A Wrap Text Merge & Center Conditional Formatting Format as Table Cell Styles Insert Delete Format AutoSum Fill Sort & Filter Find & Select Sensitivity Add-ins Analyze Data

A4

1
2 **Trial Balance vs Last Period** CRONUS Reporting Inc
3 Data Retrieved: 01/10/2023 09:15:00
4 Filters: 01/01/2023..31/21/2023

| Account No. | Account Name | Type | Net Change (Debit) | Net Change (Credit) | % of | Last Period | Balance (Debit) | Balance (Credit) | % of | Last Period |
|-------------|--------------------------------|-------------|--------------------|---------------------|------|-------------|-----------------|------------------|------|-------------|
| 1000 | BALANCE SHEET | Heading | 0,00 | 0,00 | | 0,00 | 0,00 | 0,00 | | 0,00 |
| 1002 | ASSETS | Begin-Total | 0,00 | 0,00 | | 0,00 | 0,00 | 0,00 | | 0,00 |
| 1003 | Fixed Assets | Begin-Total | 0,00 | 0,00 | | 0,00 | 0,00 | 0,00 | | 0,00 |
| 1005 | Tangible Fixed Assets | Begin-Total | 0,00 | 0,00 | | 0,00 | 0,00 | 0,00 | | 0,00 |
| 1100 | Land and Buildings | Begin-Total | 0,00 | 0,00 | | 0,00 | 0,00 | 0,00 | | 0,00 |
| 1110 | Land and Buildings | Posting | 14.503.333,36 | 0,00 | | 0,00 | 14.503.333,36 | 0,00 | | 0,00 |
| 1120 | Increases during the Year | Posting | 18.421.777,84 | 0,00 | | 0,00 | 18.421.777,84 | 0,00 | | 0,00 |
| 1130 | Decreases during the Year | Posting | 1.466.448,13 | 0,00 | | 0,00 | 1.466.448,13 | 0,00 | | 0,00 |
| 1140 | Accum. Depreciation, Buildings | Posting | 0,00 | 483.444,44 | | 0,00 | 0,00 | 483.444,44 | | 0,00 |
| 1190 | Land and Buildings, Total | End-Total | 33.908.114,89 | 0,00 | | 0,00 | 33.908.114,89 | 0,00 | | 0,00 |
| 1200 | Operating Equipment | Begin-Total | 0,00 | 0,00 | | 0,00 | 0,00 | 0,00 | | 0,00 |
| 1210 | Operating Equipment | Posting | 1.404.618,13 | 0,00 | | 0,00 | 1.404.618,13 | 0,00 | | 0,00 |
| 1220 | Increases during the Year | Posting | 1.348.971,13 | 0,00 | | 0,00 | 1.348.971,13 | 0,00 | | 0,00 |
| 1230 | Decreases during the Year | Posting | 8.888,97 | 0,00 | | 0,00 | 1.298.888,97 | 0,00 | | 0,00 |
| 1240 | Accum. Depr., Oper. Equip. | Posting | 1.253.814,81 | 0,00 | | 0,00 | 1.253.814,81 | 0,00 | | 0,00 |
| 1290 | Operating Equipment, Total | End-Total | 5.306.293,04 | 0,00 | | 0,00 | 5.306.293,04 | 0,00 | | 0,00 |
| 1300 | Vehicles | Begin-Total | 0,00 | 0,00 | | 0,00 | 0,00 | 0,00 | | 0,00 |
| 1310 | Vehicles | Posting | 1.213.248,08 | 0,00 | | 0,00 | 1.213.248,08 | 0,00 | | 0,00 |
| 1320 | Increases during the Year | Posting | 1.176.738,02 | 0,00 | | 0,00 | 1.176.738,02 | 0,00 | | 0,00 |
| 1330 | Decreases during the Year | Posting | 1.143.879,09 | 0,00 | | 0,00 | 1.143.879,09 | 0,00 | | 0,00 |
| 1340 | Accum. Depreciation, Vehicles | Posting | 1.114.305,99 | 0,00 | | 0,00 | 1.114.305,99 | 0,00 | | 0,00 |
| 1390 | Vehicles, Total | End-Total | 4.648.171,18 | 0,00 | | 0,00 | 4.648.171,18 | 0,00 | | 0,00 |

Dim. 1: ADM, PROD, SALES, (blank)
Dim. 2: LARGE, MEDIUM, SMALL, (blank)
Category: Assets, Cost of Goods Sold, Equity, Expense, Income, Liabilities
Subcategory: Accounts Receivable, Accumulated Depre..., Advertising Expense, Assets, Cash, Common Stock, Cost of Goods Sold

Trial Balance LCY Trial Balance ACY GLAccount Dimension1 Dimension2 SummaryData +

Ready Calculate Accessibility: Investigate 100%

23.X content: 17 of 35 excel reports



AutoSave Off | Salesperson - Sales Statistics - Edit v1 | General | Search | Brian Nielsen (DYN NAV)

File Home Insert Draw Page Layout Formulas Data Review View Automate Help

Clipboard Font Alignment Number Styles Cells Editing Sensitivity Add-ins Analyze Data

Salesperson Statistics

CRONUS Reporting Inc
Data Retrieved: 01/10/2023 09:15:00

Filters: 01/01/2023..31/21/2023

| Code | Name | Sales | Profit | Profit % | Adj. Profit | Adj. Profit % | Inv. Discounts | Payment Discounts | Pay. Tolerances |
|-------------|-------------------|------------|------------|----------|-------------|---------------|----------------|-------------------|-----------------|
| BC | Benjamin Chiu | 0,00 | 0,00 | 0,00 % | 0,00 | 0,00 % | 0,00 | 0,00 | 0,00 |
| EH | Ester Henderson | 0,00 | 0,00 | 0,00 % | 0,00 | 0,00 % | 0,00 | 0,00 | 0,00 |
| HR | Helena Ray | 0,00 | 0,00 | 0,00 % | 0,00 | 0,00 % | 0,00 | 0,00 | 0,00 |
| JO | Jim Olive | 352.101,80 | 120.396,20 | 34,19 % | 120.396,20 | 34,19 % | 0,00 | 2.607,54 | 0,00 |
| LT | Lina Townsend | 0,00 | 0,00 | 0,00 % | 0,00 | 0,00 % | 0,00 | 0,00 | 0,00 |
| OF | Otis Falls | 0,00 | 0,00 | 0,00 % | 0,00 | 0,00 % | 0,00 | 0,00 | 0,00 |
| RB | Robin Bettencourt | 0,00 | 0,00 | 0,00 % | 0,00 | 0,00 % | 0,00 | 0,00 | 0,00 |
| Grand Total | | 352.101,80 | 120.396,20 | 4,88 % | 120.396,20 | 4,88 % | 0,00 | 2.607,54 | 0,00 |

Posting Period: All Periods (APR 2023)

Code: BC, EH, HR, JO, LT, OF, RB

Ready Calculate | General | Accessibility: Investigate | 100%

#3

New Excel Reports Demo

These are very nice too

**But I do really
love Excel...**

Get blank template From Send To

The screenshot shows a software interface with a 'Customer - Sales List' dialog box open. The dialog box has the following fields and options:

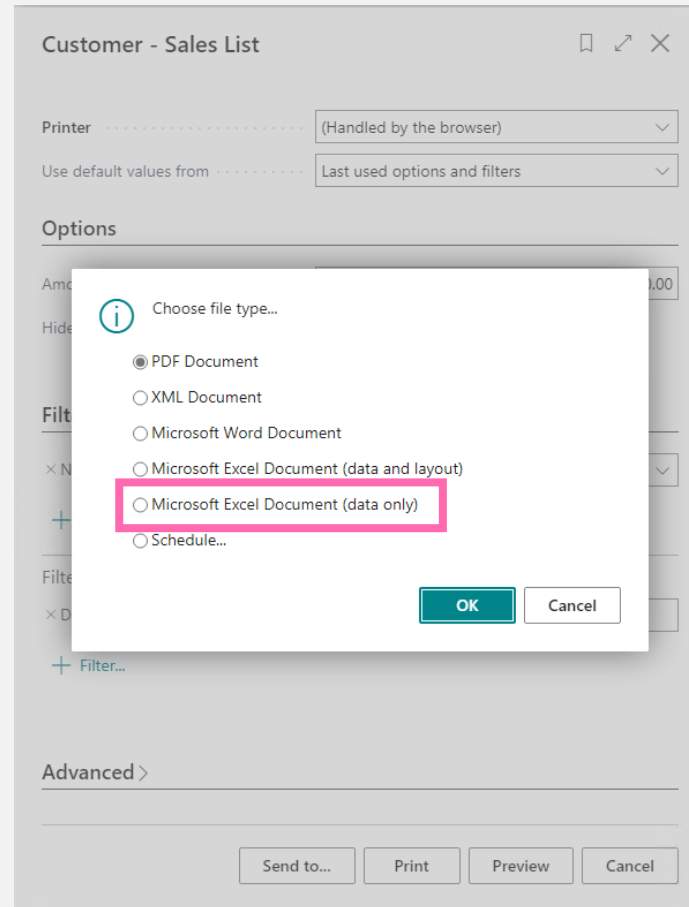
- Printer:** (Handled by the browser)
- Report Layout:** ./Sales/Reports/CustomerSalesList.rdlc
- Options:**
 - Amounts (LCY) Greater Than: 0.00
 - Hide Address Detail:
- Filter: Customer**
 - × No. [dropdown]
 - + Filter...
 - Filter totals by:
 - × Date Filter [input]
 - + Filter...

At the bottom of the dialog box, there are four buttons: **Send to...** (highlighted with a red box), **Print**, **Preview**, and **Cancel**.

The background interface shows a 'Report Layouts' table with columns for Report ID and Report Name. The table contains the following data:

| Report ID ↑ | Report Name |
|-------------|-----------------|
| 104 | Customer - D |
| 105 | Customer - S |
| 106 | Customer De |
| 107 | Customer - O |
| 108 | Customer - O |
| 109 | Customer - S |
| 110 | Customer - La |
| 111 | Customer - Te |
| 112 | Sales Statistic |
| 113 | Customer/Item |
| 114 | Salesperson - |
| 115 | Salesperson - |
| 116 | Statement |
| 117 | Reminder |
| 117 | Reminder |
| 118 | Finance Char |
| 119 | Customer - S |
| 120 | Aged Account |
| 121 | Customer Bal |
| 122 | Reminder - Te |

Get blank template

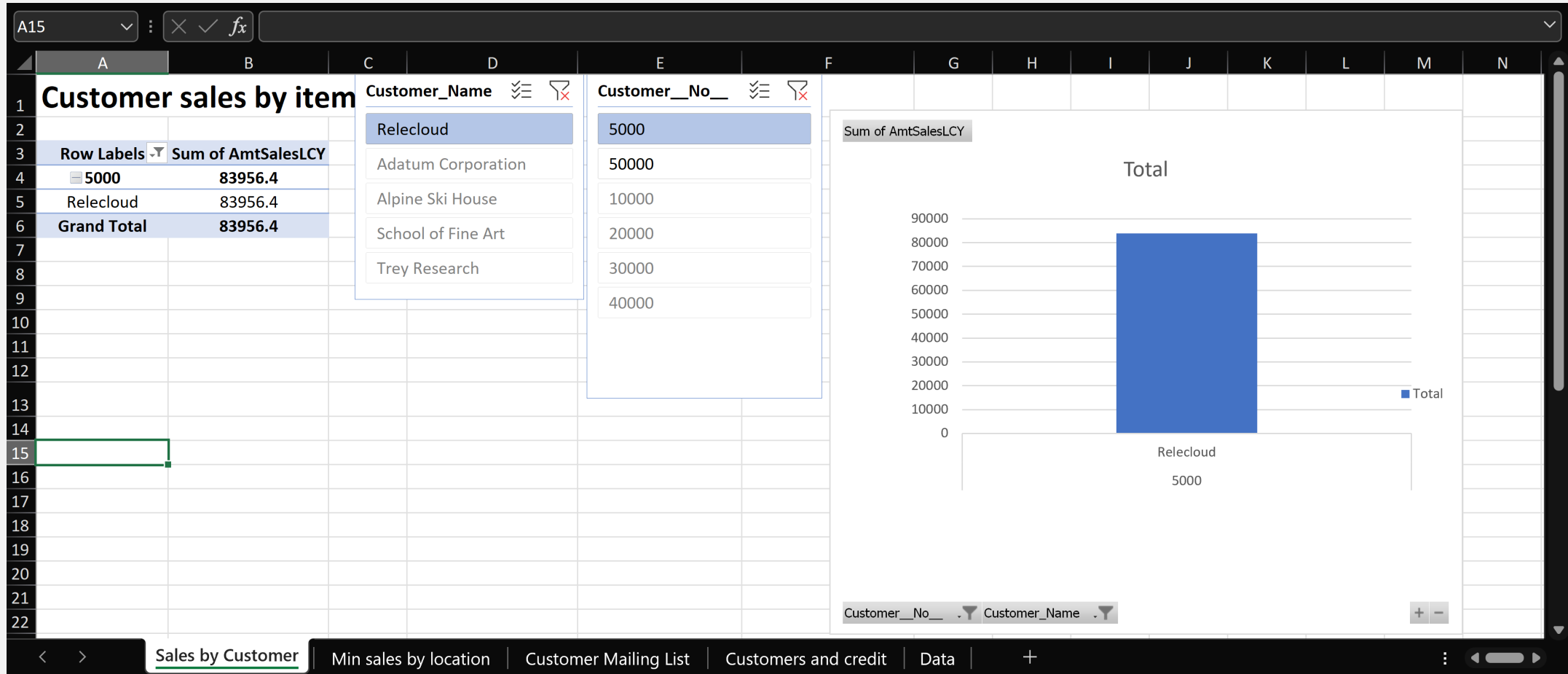


A1 COMPANYNAME

| | A | B | D | F | F | G | H | I | | |
|----|----------------|-----------|--------------|------------|--------------------|---------------|------------------------------|---------------|------------|--------|
| 1 | COMPANYNAME | MinAmtLCY | TABLECAPTION | CustFilter | Customer_No | Customer_Name | Customer_VAT_Registration_No | AmtSalesLCY | CustAddr_2 | CustAc |
| 2 | CRONUS USA, Ir | 304.00 | Customer: | 10000 | Adatum Corporation | | 223,598.40 | Robert Townes | 192 Ma | |
| 3 | CRONUS USA, Ir | 277.00 | Customer: | 20000 | Trey Research | | 58,673.00 | Helen Ray | 153 Tho | |
| 4 | CRONUS USA, Ir | 434.00 | Customer: | 30000 | School of Fine Art | | 223,316.70 | Meagan Bond | 10 High | |
| 5 | CRONUS USA, Ir | 322.00 | Customer: | 40000 | Alpine Ski House | | 71,453.00 | Ian Deberry | 10 Dee | |
| 6 | CRONUS USA, Ir | 211.00 | Customer: | 50000 | Relecloud | | 83,956.40 | Jesse Homer | 25 Wat | |
| 7 | CRONUS USA, Ir | 215.00 | Customer: | 10000 | Adatum Corporation | | 223,598.40 | Robert Townes | 192 Ma | |
| 8 | CRONUS USA, Ir | 378.00 | Customer: | 20000 | Trey Research | | 58,673.00 | Helen Ray | 153 Tho | |
| 9 | CRONUS USA, Ir | 383.00 | Customer: | 30000 | School of Fine Art | | 223,316.70 | Meagan Bond | 10 High | |
| 10 | CRONUS USA, Ir | 445.00 | Customer: | 40000 | Alpine Ski House | | 71,453.00 | Ian Deberry | 10 Dee | |
| 11 | CRONUS USA, Ir | 304.00 | Customer: | 10000 | Adatum Corporation | | 223,598.40 | Robert Townes | 192 Ma | |
| 12 | CRONUS USA, Ir | 277.00 | Customer: | 20000 | Trey Research | | 58,673.00 | Helen Ray | 153 Tho | |
| 13 | CRONUS USA, Ir | 434.00 | Customer: | 30000 | School of Fine Art | | 223,316.70 | Meagan Bond | 10 High | |
| 14 | CRONUS USA, Ir | 322.00 | Customer: | 40000 | Alpine Ski House | | 71,453.00 | Ian Deberry | 10 Dee | |
| 15 | CRONUS USA, Ir | 211.00 | Customer: | 50000 | Relecloud | | 83,956.40 | Jesse Homer | 25 Wat | |
| 16 | CRONUS USA, Ir | 215.00 | Customer: | 10000 | Adatum Corporation | | 223,598.40 | Robert Townes | 192 Ma | |
| 17 | CRONUS USA, Ir | 378.00 | Customer: | 20000 | Trey Research | | 58,673.00 | Helen Ray | 153 Tho | |
| 18 | CRONUS USA, Ir | 383.00 | Customer: | 30000 | School of Fine Art | | 223,316.70 | Meagan Bond | 10 High | |
| 19 | CRONUS USA, Ir | 445.00 | Customer: | 40000 | Alpine Ski House | | 71,453.00 | Ian Deberry | 10 Dee | |
| 20 | CRONUS USA, Ir | 304.00 | Customer: | 10000 | Adatum Corporation | | 223,598.40 | Robert Townes | 192 Ma | |
| 21 | CRONUS USA, Ir | 277.00 | Customer: | 20000 | Trey Research | | 58,673.00 | Helen Ray | 153 Tho | |
| 22 | CRONUS USA, Ir | 434.00 | Customer: | 30000 | School of Fine Art | | 223,316.70 | Meagan Bond | 10 High | |
| 23 | CRONUS USA, Ir | 322.00 | Customer: | 40000 | Alpine Ski House | | 71,453.00 | Ian Deberry | 10 Dee | |
| 24 | CRONUS USA, Ir | 211.00 | Customer: | 50000 | Relecloud | | 83,956.40 | Jesse Homer | 25 Wat | |
| 25 | CRONUS USA, Ir | 215.00 | Customer: | 10000 | Adatum Corporation | | 223,598.40 | Robert Townes | 192 Ma | |
| 26 | CRONUS USA, Ir | 378.00 | Customer: | 20000 | Trey Research | | 58,673.00 | Helen Ray | 153 Tho | |
| 27 | CRONUS USA, Ir | 383.00 | Customer: | 30000 | School of Fine Art | | 223,316.70 | Meagan Bond | 10 High | |
| 28 | CRONUS USA, Ir | 445.00 | Customer: | 40000 | Alpine Ski House | | 71,453.00 | Ian Deberry | 10 Dee | |
| 29 | CRONUS USA, Ir | 304.00 | Customer: | 10000 | Adatum Corporation | | 223,598.40 | Robert Townes | 192 Ma | |

Data

Layout the data (pivot tables, slicers, and charts)



Use multiple pivot tables in the same report

